

Tent and Shelters
Manufacturer



2022 ~2023

Content

Portable Garage	1
Winter Car Shelter	2
RV & Boat Tent	3
Storage Shelter	4
Double Truss Fabric Building	5-9
Livestock Tent	10
Single Truss Container Shelter	11-12
Double Truss Container Shelter	13
Metal Building & Shed	14
Garden Greenhouse	15





Company Profile

Eastcover is a China leading company in designing, manufacturing, and selling tents and shelters. Established in 2012, it covers 15,000 square meters area. East Cover, Provides perfect space solutions for you.

We specialize in development and production of Car tents, Portable garages, Storage shelters, RV and boat shelters, Container shelters, Engineered truss fabric buildings, Metal buildings and Greenhouses. We are meeting the demand for almost all kinds of cover solutions for private and industrial all over the world.

In order to assure nice products and services to customers, all of our operations are strictly conducted in accordance with ISO 9001: 2008 quality control systems and the manufacturing of our tent series are strictly based on European safety standard EN1090. Our products have been approved CE certificate. Because of our good quality and strong R&D ability, till now we have established the reliable business cooperation with company of good reputation.

Best service and support, attractive price, wide assortment and skilled service team are leading us to be the most professional tent manufacturer. East Cover, Provides perfect space solutions for you. Email us at sales@eastcover.com or lisa@sunnyseason.net for any inquiry any time.



HEALTH & SAFETY



ENVIRONMENT



QUALITY

Material and Construction

Steel Frames

Hot dip galvanized frame with zinc.

Each tube undergoes inside and outside coating that leaves no naked metal exposed to the elements

Extra diagonal strength bracing tube included

Anchors supplied to stabilize the basement

Engineered truss arch building are designed by Construction Institute in accordance with EN13782:2005

Container shelters with wind load accordance with AS/NZS standard

All tube connections use locknut bolts

All sharp edge removed during manufacture

Fabric Cover

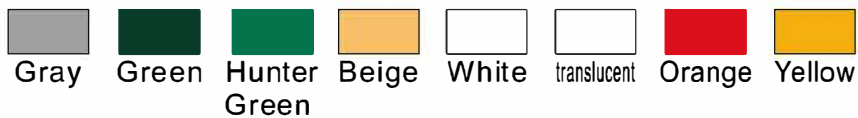
All fabric is water-proof

All fabric UV stabilized reflect damaging rays of the sun

100% Environmentally Adaptable

Fire Retardant Covers available, PE fabric meets CPAI-84 Section 5, PVC fabric meets DIN4102 B1

COVER OPTIONS



PE: 150gsm(5.3OZ) 200gsm(7.0OZ) 300gsm(10.6OZ)

PVC: 610gsm(21.6OZ) 650gsm(23.0OZ) 750gsm(26.5OZ) 900gsm(31.7OZ)

Door Option



Zip door



Easy pull roll up door



Mechanical door

EASTCOVER[®] Benefits

EASTCOVER tents and shelters are custom designed to customer specifications and requirements and come standard with the following features:

Spacious interior

- 3' to 100' wide, at any length
- No interior supports
- Maximum usable space

Highly versatile

- Easy to relocate or dismantle
- Minimal foundation requirements

Finest quality products

- galvanized structural steel or powder-coated frame
- Rip-stop fabric covers

Energy efficient and economical

- Cover allows transfer of natural light-no daytime lighting needed
- 5° to 10° warmer in winter
- 5° to 10° cooler in summer
- Lower energy costs
- Does not require regular maintenance

Various customization options

- Variety of door styles and sizes
- Colored fabric available
- Roll-up sides
- Flame-retardant fabric available

Uniquely engineered in house

- Can be designed site specific to meet snow-load and wind-load requirements
- Engineered stamped drawings available

Environmental Friendly

Recycled steel

Recycled fabric



EASTCOVER[®]

SUN PROTECTION



EASTCOVER[®]

WIND PROTECTION



EASTCOVER[®]

STORM PROTECTION



EASTCOVER[®]

SNOWFALL PROTECTION



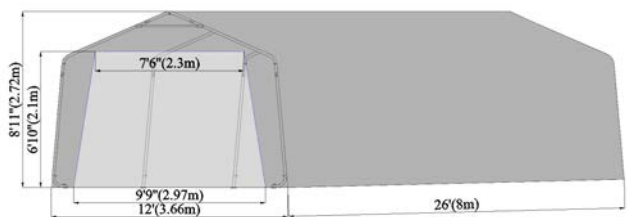
EASTCOVER[®]

HEAT PROTECTION

Portable Garage



Item No.	Dimension (WxLxH)		G.W/N.W	Qty 20ft/40ft
122009R	3.66x6.1x2.72m	12'x20'x9'	86kgs/80kgs	118units/236units
122009HD	3.66x6.1x2.72m	12'x20'x9'	100kgs/94kgs	93units/186units
122509R	3.66x7.32x2.72m	12'x25'x9'	100kgs/90kgs	100units/205units



Item No.	Dimension (WxLxH)		G.W/N.W	Qty 20ft/40ft
122009P	3.66x6.1x2.72m	12'x20'x9'	86kgs/80kgs	118units/236units
122609P(HD)	3.66x8.0x2.72m	12'x26'x9'	195kgs/150kgs	44units/115units

Winter Car Shelter



Item No.	Dimension (WxLxH)		G.W/N.W	Qty 20ft/40ft
202010	6.0x6.0x3.0m	20'x20'x10'	157kgs/149kgs	70units/140units



Item No.	Dimension (WxLxH)		G.W/N.W	Qty 20ft/40ft
203012	6.1x9.1x3.66m	20'x30'x12'	320kgs/290kgs	40units/80units

RV & Boat Tent



Item No.	Dimension (WxLxH)		G.W/N.W	Qty 40ft
143014R	4.3x9.2x4.3m	14'x30'x14'	340kgs/300kgs	60 units/40'GP
202315R	6.0x7.0x4.5m	20'x23'x15'	700kgs/660kgs	36 units/40'HQ
204015R	6.0x12.0x4.5m	20'x40'x15'	1015kgs/955kgs	24 units/40'HQ



Model: 143314P W14' xL33' xH14' (W4.3 x L10.0 x H4.3m)



Item No.	Dimension (WxLxH)		G.W/N.W	Qty 40ft
143314P	4.3x10.0x4.3m	14'x33'x14'	440kgs/370kgs	60 units/40'HQ
133314P(HD)	4.0x10.0x4.3m	13'x33'x14'	780kgs/730kgs	36 units/40'HQ

Storage Shelter



Item No.	Dimension (WxLxH)		G.W/N.W	Qty 20ft/40ft
304015	9.15 x 12.0 x 4.5m	30' x 40' x 15'	765kgs/700kgs	12units/24units
306515	9.15 x 20.0 x 4.5m	30' x 65' x 15'	1100kgs/1000kgs	12units/20units
308515	9.15 x 26.0 x 4.5m	30' x 85' x 15'	1380kgs/1260kgs	9units/18units

406020	W12.2xL18.3xH6.1m	40'x 60'x 20'	2040kgs/1905kgs	8units/16units
408020	W12.2xL24.4xH6.1m	40'x 80'x 20'	2410kgs/2265kgs	4units/16units
4010020	W12.2xL30.5xH6.1m	40'x 100'x 20'	2970kgs/2725kgs	4units/8units
4012020	W12.2xL36.6xH6.1m	40'x 120'x 20'	3425kgs/3165kgs	2units/6units



Item No.	Dimension (WxLxH)		G.W/N.W	Qty 20ft/40ft
324016	9.76 x 12.0 x 4.88m	32' x 40' x 16'	800kgs/690kgs	16units/40units
306518	9.15 x 20 x 5.5m	30' x 65' x 18'	1400kgs/1260kgs	6units/12units

Double Truss Fabric Building



Item No.		Dimensions (WxLxH)	Dimensions(WxLxH)
30' Wide Series	304020	9.15x12.2x6.1m	30'x40'x20'
	306020	9.15x18.3x6.1m	30'x60'x20'
	308020	9.15x24.4x6.1m	30'x80'x20'
30' Wide Series (HD)	304022	9.15x12.2x6.7m	30'x40'x22'
	306022	9.15x18.3x6.7m	30'x60'x22'
	308022	9.15x24.4x6.7m	30'x80'x22'

Double Truss Fabric Building



Item No.		Dimensions (WxLxH)	Dimensions(WxLxH)
40' Wide Series	406021	12.2x18.3x6.4m	40'x60'x21'
	407021	12.2x21.4x6.4m	40'x70'x21'
	408021	12.2x24.4x6.4m	40'x80'x21'
	4010021	12.2x30.5x6.4m	40'x100'x21'

40' Wide Series (HD)	406024	12.2x18.3x7.3m	40'x60'x24'
	407024	12.2x21.4x7.3m	40'x70'x24'
	408024	12.2x24.4x7.3m	40'x80'x24'
	4010024	12.2x30.5x7.3m	40'x100'x24'

Double Truss Fabric Building



Item No.		Dimensions (WxLxH)	Dimensions(WxLxH)
50' Wide Series	508023	15.24x24.4x7.0m	50'x80'x23'
	5010023	15.24x30.5x7.0m	50'x100'x23'
	5015023	15.24x45.7x7.0m	50'x150'x23'

50' Wide Series (HD)	508026	15.24x24.4x7.9m	50'x80'x26'
	5010026	15.24x30.5x7.9m	50'x100'x26'
	5015026	15.24x45.7x7.9m	50'x150'x26'

Double Truss Fabric Building



Item No.		Dimensions (WxLxH)	Dimensions(WxLxH)
60' Wide Series	608025	18.3x24.4x7.6m	60'x80'x25'
	6010025	18.3x30.5x7.6m	60'x100'x25'
	6012025	18.3x36.6x7.6m	60'x120'x25'
	6015025	18.3x45.7x7.6m	60'x150'x25'

70' Wide Series	7010028	21.35x30.5x8.54m	70'x100'x28'
	7012028	21.35x36.6x8.54m	70'x120'x28'
	7015028	21.35x45.7x8.54m	70'x150'x28'

80' Wide Series	8010030	24.56x30.5x9.0m	80'x100'x30'
	8012030	24.56x36.6x9.0m	80'x120'x30'
	8015030	24.56x45.7x9.0m	80'x150'x30'

Double Truss Fabric Building



Item No.		Dimensions (WxLxH)	Dimensions(WxLxH)
65' Wide Series	6510026R	20x30.5x7.9m	65'x100'x26'
	6520026R	20x61.0x7.9m	65'x200'x26'
80' Wide Series	808028R	24.4x24.4x8.5m	80'x80'x28'
	8016028R	24.4x48.8x8.5m	80'x160'x28'

Livestock Tent



Item No.	Dimensions (WxLxH)		Weight	Loadability
303	3x3x2.8m	10'x10'x9'	225kgs/175kgs	20ft:30units 40ft:60units 40'HQ:84units
404	4x4x3.15m	13'x13'x10'	354kgs/295kgs	20ft:24units 40ft:48units
606	6x6x3.7m	20'x20'x12'	545kgs/495kgs	20ft:18units 40ft:36units
808	8x8x4m	26'x26'x13'	850kgs/780kgs	40ft:10units

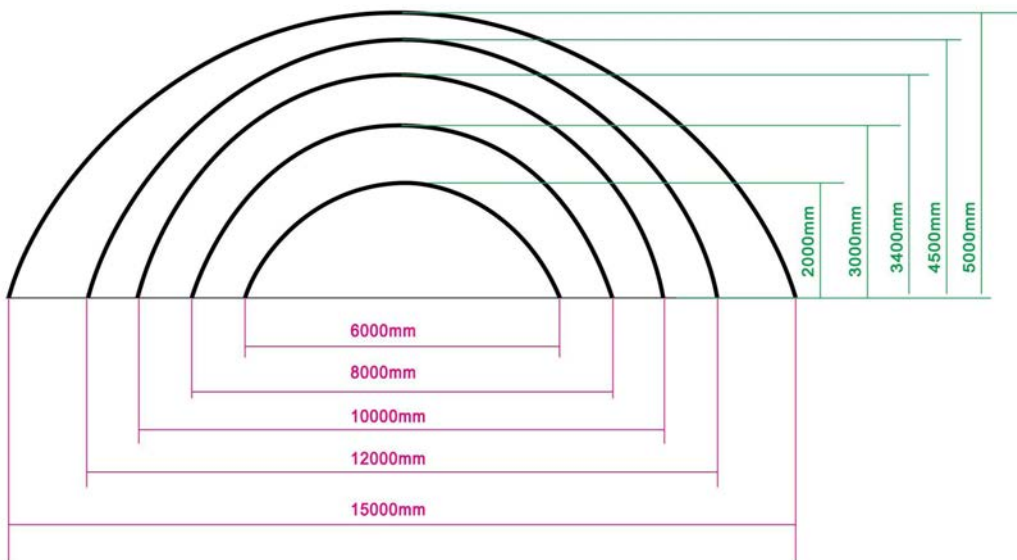
Single Truss Container Shelter



Single Truss Container Shelter



Various Span for Your Choice



Item No.	Dimension (WxL)	
C2020	6.0 x 6.0 m	20' x 20'
C2040	6.0 x 12.0 m	20' x 40'
C2620	8.0 x 6.0 m	26' x 20'
C2640	8.0 x 12.0 m	26' x 40'
C3320	10.0 x 6.0 m	33' x 20'
C3340	10.0 x 12.0 m	33' x 40'
C4040	12.0 x 12.0 m	40' x 40'

Double Truss Container Shelter



Item No.	Dimension (WxL)	
	SSTC4020	12.0 x 6.0 m
SSTC4040	12.0 x 12.0 m	40' x 40'
SSTC5040	15.0 x 12.0 m	50' x 40'
SSTC6040	18.0 x 12.0 m	60' x 40'
SSTC6540	20.0 x 12.0 m	65' x 40'
SSTC8040	24.4 x 12.0 m	80' x 40'

Winter Metal Building & Steel Shed



Item No.	Dimension (WxLxH)		G.W/N.W	Qty 20ft/40ft
SSM150906	9.0x15.0x6.3m	30' x 49' x 21'	6160kgs/5970kgs	2units/4units
SSM201007	10.0X20.0X7.3m	33' x 66' x 24'	9876kgs/8978kgs	2units/4units
202009	W6.0xL6.0xH2.8m	20' x 20' x 9'	309kgs215kgs	24units/48units
201909	W6.15xL5.65xH2.8m	20' x 19' x 9'	550kgs/455kgs	14units/42units

Garden Greenhouse



Item No.	Dimension (WxLxH)		G.W/N.W	Qty 20ft/40ft
222	2 x 2 x 2m	7' x 7' x 7'	24kgs/22.5kgs	300units/600units
232	2 x 3 x 2m	7' x 10' x 7'	31.5kgs/29kgs	240units/480units
332	3 x 3 x 2m	10' x 10' x 7'	33.5kgs/32kgs	210units/420units
342	3 x 4 x 2m	10' x 13' x 7'	41kgs/39.5kgs	160units/320units
362	3 x 6 x 2m	10' x 20' x 7'	56kgs/54kgs	130units/260units

EAST COVER[®]

Sunny Season International Limited

No.182-6, Haier Road, Qingdao 266100, China

Tel: +86 532 86018688/ 80662800/ 80679225,

Fax: +86 532 86018883

Email: sales@eastcover.com

lisa@sunnyseason.net

nancy@sunnyseason.net

romeo@sunnyseason.net

Website: www.eastcover.com

